

# The Pollination Process

## Step 1

The flower's petals are bright colours and fragrant scents attract insects.

## Step 2

The insect arrives on the flower to collect nectar. This nectar is a sweet liquid which makes perfect insect food.

## Step 3

As the insect is gathering the nectar, it rubs against the anthers, which rub pollen onto the insect.

## Step 5


As the insect feeds on the nectar in this new flower, the pollen stuck to the insect from the first flower rubs off onto the female parts of the second flower (the stigma).

## Step 4

After the insect is done feeding on the flower's nectar, it gets hungry and gets attracted by another flower's bright colours.

## Step 6

Part of this pollen travels down the style and then into the ovary.



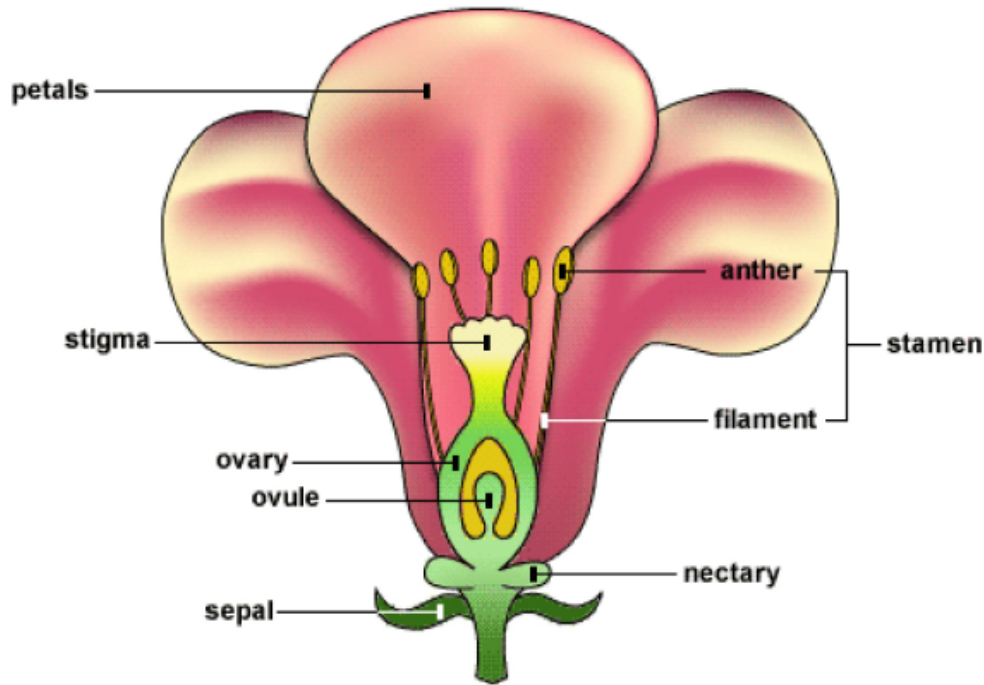
# EGG CARTON Flowers



cupcake case



## Parts of a Flower




paper plate

## HANDPRINT Paper Lilies


onelittleproject.com



I  
D  
E  
A  
S



toilet roll & newspaper or magazine



paper plate



clothes peg



leaves



I  
D  
E  
A  
S